



ENDUROFENCE
LONG LASTING FENCING PANELS

EnduroFence
maintenance-free fencing system



Retro fitting
or new install

0800 1185 656

British Owned Manufacturing Company



maintenance-free
won't chip flake or rot

VERY STRONG & SECURE
EASY TO HANDLE



EXTREMELY TOUGH &
HARD-WEARING



NO PAINTING OR
TREATING NEEDED



EASY
TO INSTALL



SAVE TIME AND MONEY
without year-on-year maintenance

modern finishes,
lasting impressions

Endurofence is available in numerous colours finishes to suit a range of homes and gardens. Choose from a sleek contemporary finish or an authentic woodgrain texture.

Each panel is finished on both sides with the same material and quality, so there is no visible "bad side". This makes Endurofence ideal for shared boundaries, allowing neighbours to split costs and both enjoy the same clean, attractive result.

Endurofence offers a stylish, durable and **low-maintenance** alternative to traditional timber fencing.

Built from foam filled sandwich panels, the system delivers lasting strength and stability without the downsides of timber. It is **rot-proof**, **weather-resistant**, and virtually **maintenance-free**, offering long-term performance without warping, rotting, or fading.

Panels are designed to slot into existing slotted concrete fence posts, making Endurofence ideal for both **new installations** and **upgrading** tired timber panels.

- Designed to fit standard slotted concrete posts
- Reversible - both sides finished to the same standard
- Maintenance-free and easy to clean
- Lightweight and straightforward to install, even for non-professionals
- Available in four stock finishes and various textures. Additional colours can be provided upon request.

finishes
available



Light Wood
Warm and natural
/embossed wood effect



Dark Wood
Traditional timber styling
/embossed wood effect

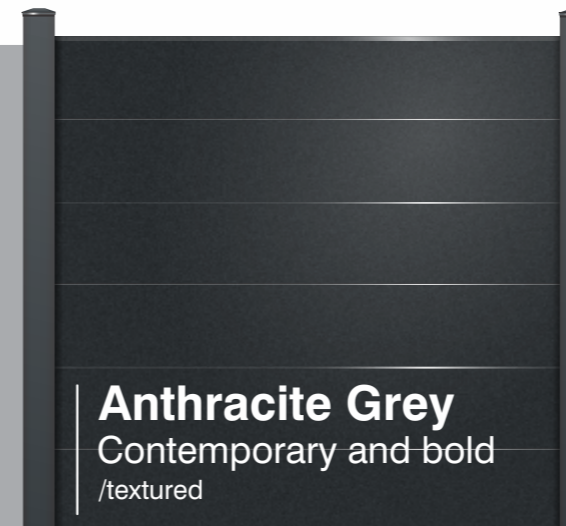
COLOURS
PAGES 12-31

the GOOD
SIDE only

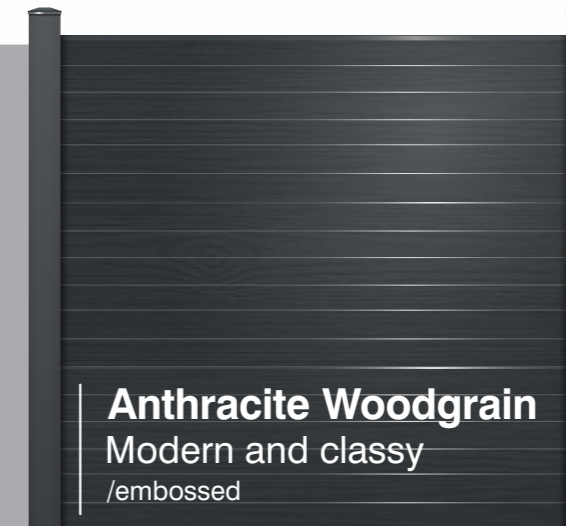
A wise choice for a neater,
longer-lasting, neighbour-friendly
fence line.

Our panels don't have a **BAD SIDE**. Anthracite one side Mid-Rib, other Small-Rib. And Small-Rib both sides on woodgrains.

Team up with your neighbour, pick your colours, share costs, and enjoy the beautiful, long-lasting, maintenance-free fence.



Anthracite Grey
Contemporary and bold
/textured




Anthracite Woodgrain
Modern and classy
/embossed






Anthracite Grey



Light Brown



Dark Brown

built to last engineered for simplicity

Endurofence panels use a proven steel sandwich panel design also found in sectional garage doors and Kingspan® wall systems. A dense, non-CFC foam core is bonded between two galvanised steel sheets, coated and finished with your chosen texture. This construction provides strength without excess weight, ensuring long-term stability with no warping, rotting or maintenance. The panels are UV-resistant, and the finishes won't peel or flake.

- Thick foam filled steel sandwich panel
- Outer skin: Galvanised steel with durable coating
- Precision-bonded for maximum strength
- Resistant to weather, impact and corrosion

new aluminium post system



Designed for both style and functionality, our aluminium posts come in three premium powder-coated finishes to perfectly match our fence panel range. Choose from timeless Anthracite Grey for a modern look, warm Light Brown for a natural aesthetic, or rich Dark Brown with an elegant Anthracite top cap for enhanced contrast.

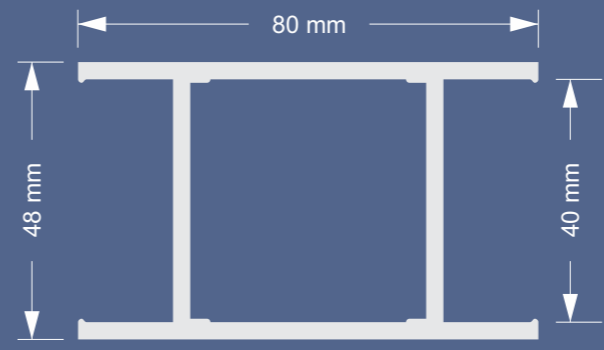
Each colour coating is UV-resistant to maintain its vibrant appearance for years, ensuring your fencing system stays fresh with minimal upkeep.

The aluminium post system complements the panels perfectly, providing a durable, corrosion-resistant framework for your fence.



Both faces of the panels are finished to the same high standard, meaning the fence looks great from both sides.

This feature allows neighbours to share fence costs without compromising on appearance.



Aluminium Post Sizes

- 1830 mm height, commonly used with bolt-down systems or concreting with lower height fencing
- 2440 mm height, used for concreting up to 2000 mm directly into the ground

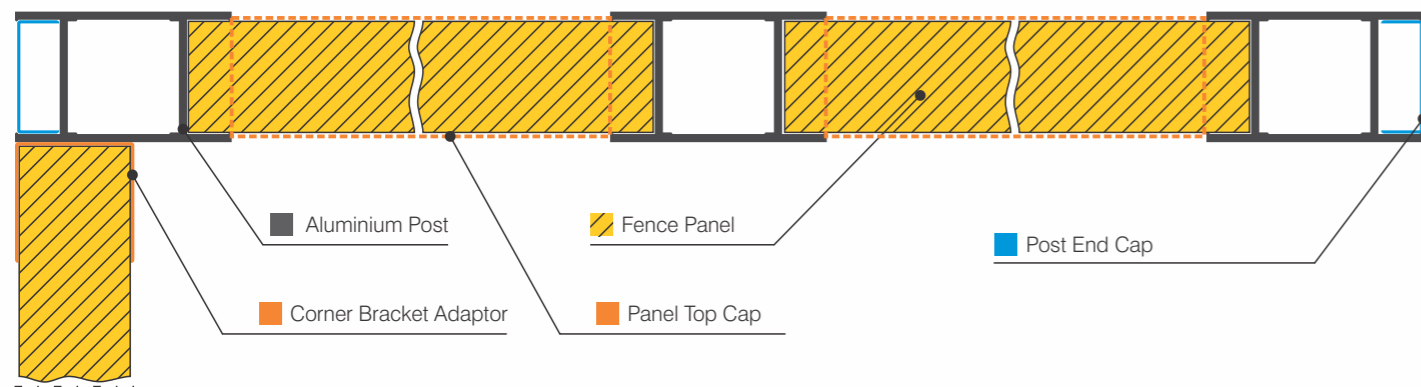


aluminium posts configuration options

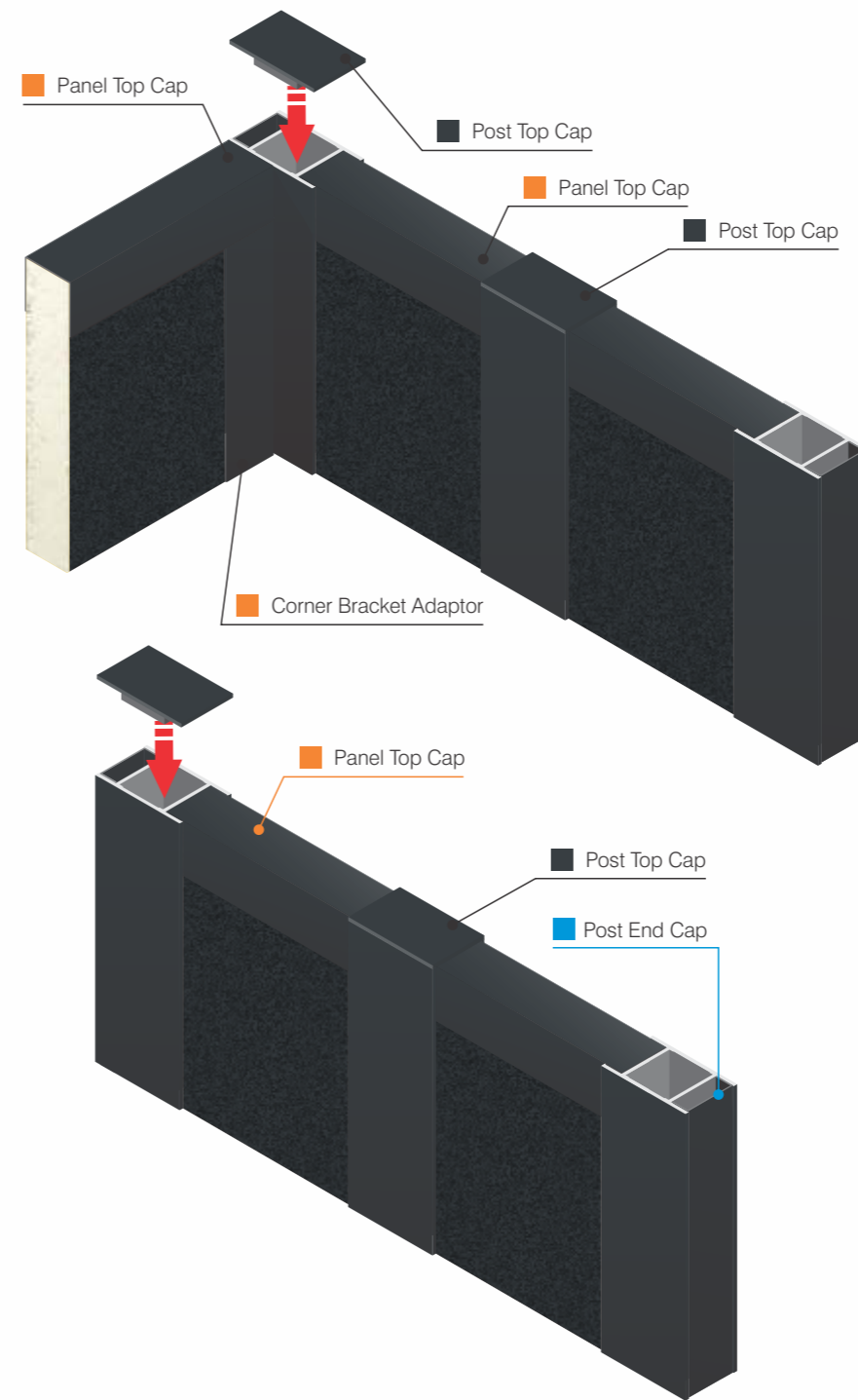
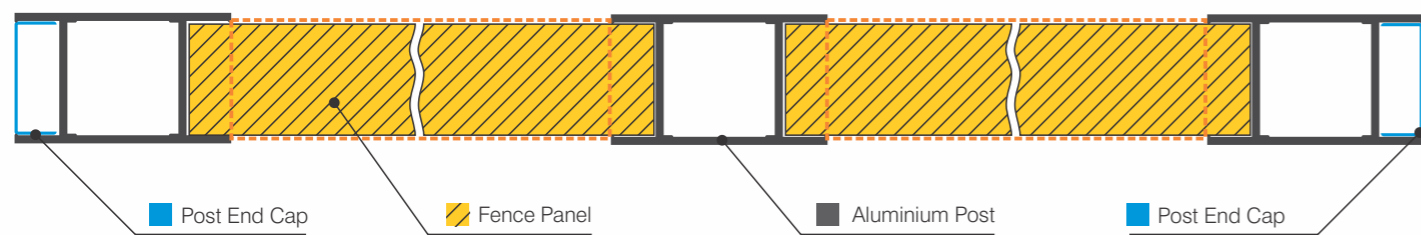
Endurofence aluminium posts use an H-shaped profile that allows fence panels to slot in securely from one or both sides, forming a strong and modular fence system. Posts can be bolt-down mounted or set into concrete or mortar, with embedded installation required for fence heights up to 2 m. Panels and posts can be configured in straight runs or 90-degree corners, with panel top caps providing both a clean finish and a fixing solution for right-angle connections.

TYPICAL CONFIGURATIONS

CORNER



STRAIGHT LINE



CORNERED FENCE

A cornered fence configuration is best used when defining boundaries that change direction, such as around property corners, gardens, patios, or landscaped areas.

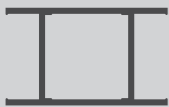



This configuration allows panels to meet securely at 90-degree angles, maintaining structural integrity while following the space's natural layout. It is ideal for creating enclosed areas or for navigating around buildings and obstacles without breaking the fence's visual continuity.

STRAIGHT-LINE FENCE

A straight-line fence configuration is most suitable for long, uninterrupted boundary runs, such as along property lines, driveways, or open perimeters.

This setup provides a clean, linear appearance and efficient installation, making it ideal where no directional changes are required. Straight runs maximise panel alignment and are commonly used for both residential and commercial fencing applications.

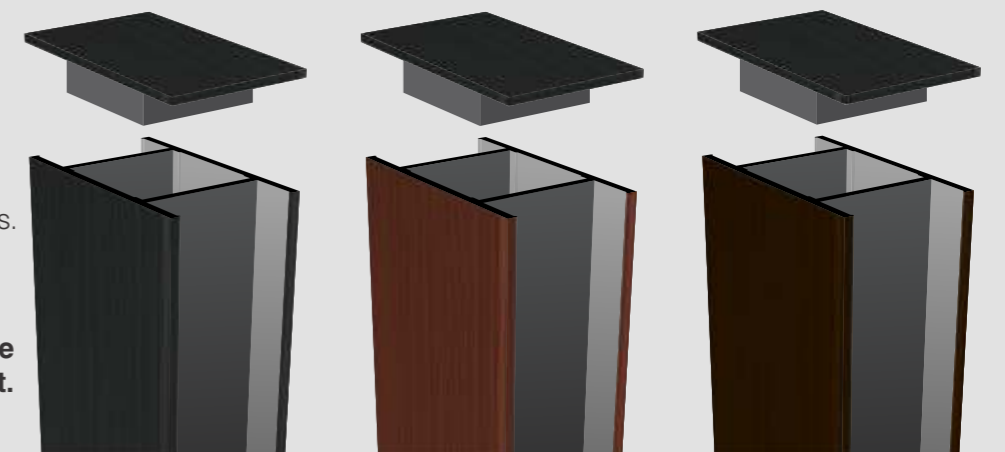
PARTS LIST

- | | | | |
|--|-------------------------------|---|--|
|  | ALUMINIUM POST
80mm x 48mm |  | PANEL TOP CAP/CORNER BRACKET ADAPTOR
Also used as 90 fixing bracket |
|  | POST TOP CAP
80mm x 48mm |  | POST END CAP
To nicely finish the post end. |

AVAILABLE COLOURS

Posts are available in **Anthracite Grey, Light Brown and Dark Brown** finishes. Each post comes with a Top Cap in Anthracite Grey as standard.

Other colours available upon request.



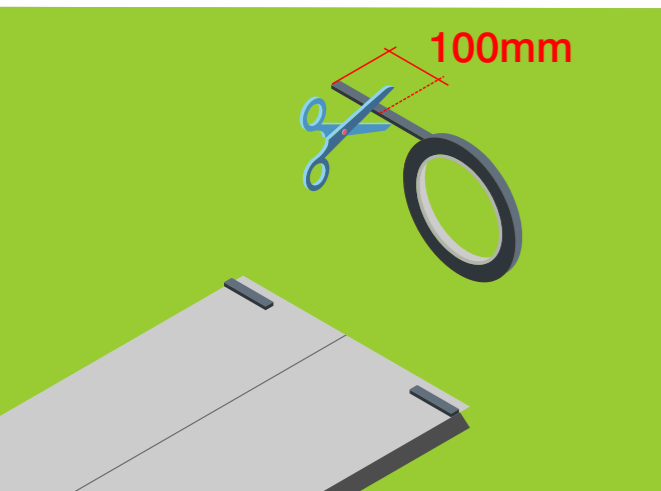
fully compatible with slotted concrete posts

Endurofence panels are engineered to **fit perfectly into standard concrete slotted posts**, one of the system's most significant advantages. This means you can easily replace old timber panels without the need for costly post replacements.



long-term performance guaranteed

At Endurofence, we believe your fence should deliver lasting value without ongoing effort. That's why every panel is built to resist corrosion and provide lasting performance, giving you peace of mind whether you live. Our panels are crafted from high-quality galvanised steel sheets coated with a durable primer and polyester finish, ensuring excellent resistance to weather, rust and UV damage. Unlike timber fences that require regular painting, staining or repairs, Endurofence panels stay vibrant and intact with minimal maintenance.



Panels come in two heights, **500 mm** and **610 mm**, allowing you to build your fence to suit concrete post systems **with or without gravel boards**, providing maximum flexibility to match your existing setup.



WITH GRAVEL



WITHOUT GRAVEL

Thanks to the steel sandwich panel construction with a rigid, non-CFC foam core, our fencing system resists warping, cracking and rotting. The panels remain strong and stable, even under challenging weather conditions.

Our UV-resistant coatings protect the colours from fading, while the robust finishes prevent peeling or flaking. This means your fence will retain its sleek, professional look for years to come, adding kerb appeal and boosting your property's value.

If you ever need assistance, our dedicated customer support team is ready to help you with advice because we stand behind every Endurofence product.



Sections have male and female top and bottom edges, making them very easy to handle and fit securely. Panels can also be trimmed on site using a steel-bladed jigsaw or similar tool. Any cuts in height can be sealed using an optional top cap.

STRONG SECURE AND EASY TO HANDLE

The panel design makes installation faster, more flexible and more affordable, while ensuring a secure, long-lasting fence line.

- Panels trim easily with a steel-bladed jigsaw or electric equivalent.
- Cuts can be sealed with an optional top cap.

- **Pre-lacquered and** pre-treated with primer (5µm) and polyester finish (20–25µm)
- **Steel sandwich panel** with non-CFC foam core for strength and stability
- **UV-resistant** coatings prevent fading, peeling and flaking
- **Maintenance-free** design with easy cleaning
- **Durable against warping**, cracking, rotting and weather damage





maintenance-free gates won't chip flake or rot

Endurofence Gates are designed using the same **robust** foam filled sandwich steel panels found in our fencing range. From garden side gates to large driveway entrances, each gate offers long-lasting performance, **minimal maintenance** and a clean, modern finish.

Each gate leaf is constructed with a rigid aluminium frame that houses the panel securely and is available in a wide range of sizes and styles to match your EnduroFence installation perfectly. All gates are lockable for added security.

We have built **EnduroGate** using our robust thick steel sandwich panel, featuring a high-density foam core between two galvanised steel sheets. This construction

delivers excellent rigidity and strength, making it ideal for secure outdoor entry points. The gate leaf is enclosed within a durable aluminium frame and comes complete with quality hinges, handles and a locking system.

Because it utilises the same panels as our fencing system, the design is seamlessly integrated with your EnduroFence installation, providing a clean, continuous look across your garden or driveway.

Available in four modern colours, with either a wood grain or textured finish, the gate is pre-finished with primer (5µm) and a polyester coating (20–25µm) for lasting weather resistance and minimal maintenance.

all the style of wood none of the problems


Unlike timber, this weather-resistant panel won't absorb water, meaning it won't become heavier after rain or prone to swelling.

That makes it lightweight enough to hang on standard gate posts, while still delivering the look of solid wood. It also reduces the risk of sagging or damage over time, helping to protect your gate and surrounding structure for years to come.

EnduroGate AND ENDUROFENCE

- Matches our trusted Endurofence panels
- Rigid steel sandwich panel for strength
- Lockable for privacy and security
- Seamless style and colour match
- Single or double leaf up to 4000mm
- Rigid aluminium frame for durability
- Lightweight, won't sag or swell
- Quick, clean installation

DOUBLE GATE UP TO 4000 mm OVERALL WIDTH



SINGLE GATE UP TO 2000 mm OVERALL WIDTH



Anthracite Grey Sandgrain M-Rib 'V'

Command attention with the modern, architectural profile of our Anthracite Grey M-Rib V panel. The bold, vertical Mid-Rib design on the front face creates a striking rhythm of light and shadow, evoking the clean lines of contemporary urban design.

This is perfectly complemented by the more

subtle, textured small-rib V on the reverse, offering a versatile look from every angle.

Ideal for pairing with light sandstone paving, sleek chrome fixtures, and lush green planting to create a sophisticated and secure garden haven.



Panel Front

Anthracite Grey Sandgrain M-Rib V



Panel Back

Anthracite Grey Textured Small-Rib V



Anthracite Grey Woodgrain S-Rib "U"

Achieve the perfect blend of modern colour and natural charm with our Anthracite Grey Woodgrain panel. The front face features a realistic woodgrain texture embossed into a classic Small-Rib U profile, offering the low-maintenance benefits of composite without sacrificing organic appeal.

The deep anthracite grey finish is a timeless choice that complements both traditional brickwork and contemporary render, making it one of our most versatile designs for creating a cohesive and elegant outdoor space.


Panel Front

Anthracite Grey Woodgrain Small-Rib U



Panel Back

Anthracite Grey Textured Small-Rib U



WOODGRAIN

TEXTURED



Anthracite Grey Smooth Sandgrain S-Rib 'U'

For those who prefer minimalist sophistication, our Anthracite Grey Smooth Sandgrain panel delivers a flawless, contemporary finish. The clean, uninterrupted lines of the smooth Small-Rib U profile on both sides reflect light beautifully, creating a sleek and uniform appearance that enlarges any space.

This panel is the ultimate choice for a modern, low-maintenance garden, pairing exceptionally well with minimalist landscaping, metallic accents, and architectural plants for a truly polished look.

Panel Front

Anthracite Grey Smooth Sandgrain Small-Rib U



Panel Back

Anthracite Grey Smooth Sandgrain Small-Rib U



Black Textured S-Rib 'U'


This panel offers the dramatic impact of a deep black finish with the warm, authentic feel of a realistic woodgrain texture. The front face provides the coveted look of expensive hardwood without the upkeep, while the reverse features a complementary textured rib for a cohesive look.

It's an excellent choice for creating a cozy, intimate atmosphere in a garden, especially when paired with warm lighting, natural stone features, and terracotta pots.

Panel Front
Black Woodgrain Small-Rib U



Panel Back
Black Textured Small-Rib U



WOODGRAIN

TEXTURED



Fir Green Woodgrain S-Rib 'U'

Celebrate the beauty of nature without the maintenance. The Fir Green Woodgrain panel combines a serene, organic colour with a tactile wood-effect texture, creating a fence that looks like it has always been part of the garden.

This design is perfect for creating a natural screen in a wildlife-friendly garden or a country-style property. Pair it with other natural materials like wicker, reclaimed wood, and cobbles for a perfectly harmonious look.


Panel Front

Fir Green Woodgrain Small-Rib U



Panel Back

Fir Green Textured Small-Rib U



WOODGRAIN

TEXTURED



Anthracite Grey Sandgrain Flat

Embrace contemporary simplicity with our Anthracite Grey Sandgrain Flat panel. The clean, flat board finish offers a sleek, uniform surface that is a hallmark of modern architectural design.

This style is incredibly effective for creating sharp, geometric garden "rooms" and works beautifully as a backdrop for climbing plants or mounted outdoor art.

The textured sandgrain finish ensures it remains practical, while the versatile anthracite colour provides a neutral canvas for any planting scheme.

Panel Front

Anthracite Grey Sandgrain Flat



Panel Back

Anthracite Grey Textured Small-Rib V



Light Wood S-Rib 'U'

Brighten and enlarge your outdoor space with the warm, Scandinavian-inspired appeal of our Light Wood panel. The soft, honey-toned finish and classic Small-Rib U profile reflect light beautifully, making smaller gardens feel more open and airy.

This style is a perennial favourite for creating a cheerful, welcoming garden atmosphere and complements properties with cream or white

render, as well as traditional homes looking for a fresh, clean boundary solution.

Panel Front
Light Wood Small-Rib U



Panel Back
Light Wood Small-Rib U



Dark Wood S-Rib 'U'

Create an atmosphere of rustic elegance and intimacy with our rich Dark Wood panel. The deep, walnut-like tone evokes a sense of maturity and established grandeur, making new gardens feel instantly settled.

The Small-Rib U profile adds traditional character, making it an ideal choice for period homes, country estates, or anyone wanting to create a cozy,

enclosed retreat. It looks particularly stunning against heritage brickwork and surrounded by traditional rose bushes.

Panel Front
Dark Wood Small-Rib U



Panel Back
Dark Wood Small-Rib U



White Woodgrain S-Rib 'V'


Achieve a bright, coastal, or classic cottage feel with our refreshingly crisp White Woodgrain panel. The clean white finish brilliantly reflects light, enhancing security in the evening and making gardens feel larger.

The realistic woodgrain texture on the front and complementary textured rib on the back prevent the appearance from being too stark, adding

warmth and character. Perfect for pairing with grey paving, blue accents, and lavender for a Provencal charm.



Panel Front

White Woodgrain Small-Rib V



Panel Back

White Textured Small-Rib V



White Smooth M-Rib 'U'


For a truly striking contemporary statement, our White Smooth M-Rib U panel combines a brilliant white finish with a bold, architectural Mid-Rib profile. The wide, smooth ribs create dramatic shadows and a powerful visual rhythm that is both modern and timeless.

This design is perfect for urban gardens, Mediterranean-style courtyards, and properties

with clean, geometric lines. It serves as a brilliant neutral backdrop that allows your planting and landscaping to take centre stage.


Panel Front

White Smooth Medium-Rib U



Panel Back

White Textured Small-Rib V



reimagine,
renew, create





ENDUROFENCE

LONG LASTING FENCING PANELS

0800 1185 656

sales@**endurofence**.co.uk

endurofence.co.uk

0800 1185 656 sales@**endurofence**.co.uk www.**endurofence**.co.uk

Colours are a representation only. We reserve the right to make changes to our products without prior notification.